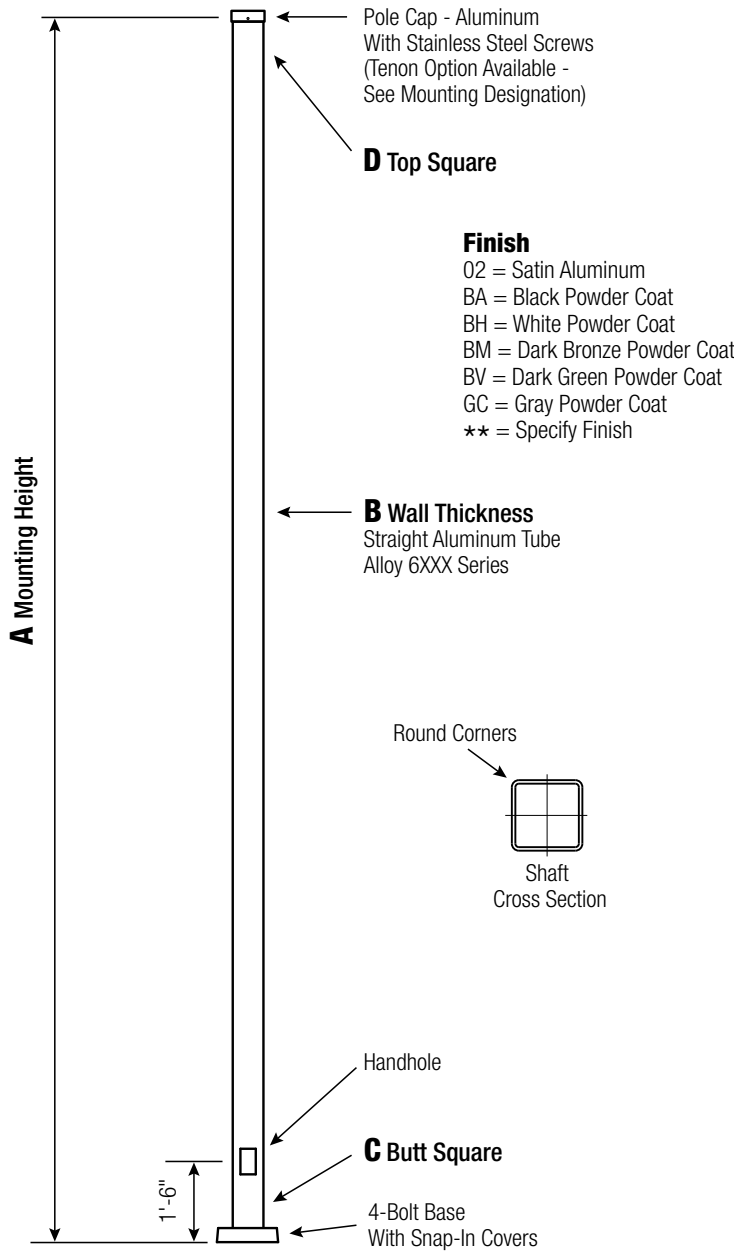


10 ft Square Aluminum Pole



Satin Aluminum or Powder Coated Finish per Customer Specification.

CP10SA04


FINISH

Pole

The pole shaft will be constructed of seamless extruded tube of 6XXX Series Aluminum Alloy per the requirements of ASTM B221. The shaft assembly shall be full-length heat treated after base weld.

Base Style

4-Bolt Cast Aluminum Base Flange of Alloy 356-T6 with Aluminum Snap-In Bolt Covers.

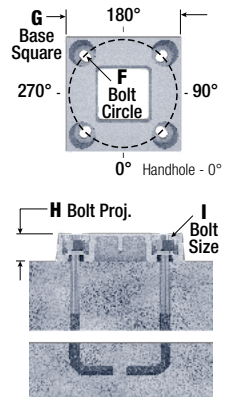


Handhole

2" x 4" Handhole with curved Lap Style Aluminum Door and two (2) Stainless Steel Self-Tapping Attaching Screws. A Grounding Provision incorporating a tapped 11/4"-20NC hole is provided opposite the Handhole.

Anchorage

Anchorage Kit will include four (4) L-shaped Steel Anchor Bolts conforming to AASHTO M314-90 Grade 55. Ten inches (10") of threaded end will be galvanized per ASTM A153. Kits will contain four (4) Hex Nuts, four (4) Lock Washers, and four (4) Flat Washers (all components Galvanized Steel). A bolt circle template will be provided.



Vibration Damper

When determined necessary by Camera Poles, a Vibration Damper will be factory-installed inside the pole shaft. Customer specification of the damper is available.

EPA Notes

Effective Projected Area (EPA) in square feet. EPA's calculated using wind velocity (mph) indicated in accordance with 2009 AASHTO LTS-5 using a 25 year design life. Maximum EPA is based on the total weight shown. Increased total weight may reduce the maximum EPA. If weight is exceeded, or if other design life or code is required, please consult us.



800 E. Northwest Highway
Suite 700
Palatine, IL 60074
(888) 364-8802
www.camerapoles.org

A MTG. HGT.	B WALL THICKNESS	C BUTT SQUARE	TOTAL WEIGHT	MAXIMUM EPA					OLD CAT. NUMBER	CATALOG NUMBER
				90	100	110	120	130		
10	0.188"	4	100	26.2	20.8	19.4	16.0	13.2	11-064	CP10SA04

C BUTT SQ.	D TOP SQ.	F BOLT CIR. DIA.	G BASE SQ.	H BOLT PROJ.	I BOLT SIZE
4	4	8.5 - 9.5	9.875	1.5	.75 x 17 x 3

Dimensions in Inches